

Statement Showing Shareholding Pattern								
As of 30.09.2009								
Category code	Category of Shareholder	Number of Shareholders	Table (I)(a)		Total shareholding as a percentage of total number of shares		Shares Pledged or otherwise encumbered	
			Total number of shares	Number of shares held in demateriali	As a percentage of (A+B) ¹	As a percentage of (A+B+C)	Number of shares	As a percentage
(I)	(II)	(III)	(IV)	(V)	(VI)	(VII)	(VIII)	(IX) = (VIII)/(IV)*100
(A)	Holding of Promoter and Promoter Group²							
1	Indian							
(a)	Individuals/ Hindu Undivided Family	9	584030	0	9.10	9.10	0	0.00
(b)	Central Government/ State Government(s)	0	0	0	0.00	0.00	0	0.00
(c)	Bodies Corporate	0	0	0	0.00	0.00	0	0.00
(d)	Financial Institutions/ Banks	0	0	0	0.00	0.00	0	0.00
(e)	Any Others(Specify)	0	0	0	0.00	0.00	0	0.00
	Sub Total(A)(1)	9	584030	0	9.10	9.10	0	0.00
2	Foreign							
a	Individuals (Non-Residents Individuals/ Foreign Individuals)	0	0	0	0.00	0.00	0	0.00
b	Bodies Corporate	0	0	0	0.00	0.00	0	0.00
c	Institutions	0	0	0	0.00	0.00	0	0.00
d	Any Others(Specify)	0	0	0	0.00	0.00	0	0.00
	Sub Total(A)(2)	0	0	0	0.00	0.00	0	0.00
	Total Shareholding of Promoter	9	584030	0	9.10	9.10	0	0.00
(B)	Public shareholding							
1	Institutions							
(a)	Mutual Funds/ UTI	2	11600	0	0.18	0.18	0	0.00
(b)	Financial Institutions / Banks	0	0	0	0.00	0.00	0	0.00
(c)	Central Government/ State Government(s)	0	0	0	0.00	0.00	0	0.00
(d)	Venture Capital Funds	0	0	0	0.00	0.00	0	0.00
(e)	Insurance Companies	0	0	0	0.00	0.00	0	0.00
(f)	Foreign Institutional Investors	1	1260000	0	19.62	19.62	0	0.00
(g)	Foreign Venture Capital Investors	0	0	0	0.00	0.00	0	0.00
(h)	Any Other (specify)	0	0	0	0.00	0.00	0	0.00
	Sub-Total (B)(1)	3	1271600	0	19.80	19.80	0	0.00
B 2	Non-institutions							
(a)	Bodies Corporate	61	1541400		24.01	24.01	0	0.00
(b)	Individuals							
I	Individuals -i. Individual shareholders holding nominal share capital up to Rs 1 lakh	8429	1908800	0	29.73	29.73	0	0.00
II	ii. Individual shareholders holding nominal share capital in excess of Rs. 1 lakh.	8	364800	0	5.68	5.68	0	0.00
(c)	Any Other (specify)				0.00	0.00	0	0.00
(c-i)	NRI	1	750000	0	11.68	11.68	0	0.00
	Sub-Total (B)(2)	8499	4565000	0	71.10	71.10	0	0.00
(B)	Total Public Shareholding (B)= (B)(1)+(B)(2)	8502	5836600	0	90.90	90.90	0	0.00
	TOTAL (A)+(B)	8511	6420630	0	100.00	100.00	0	0.00
(C)	Shares held by Custodians and against which Depository Receipts have been issued							
1	Promoter and Promoter Group	0	0	0	0.00	0.00	0	0
2	Public	0	0	0	0	0.00	0	0.00
	Sub-Total (C)	0	0	0	0	0	0	0
	GRAND TOTAL (A)+(B)+(C)	8511	6420630	0	100	100.00	0	0.00



**(I)(b) Statement showing Shareholding of persons belonging to the category
"Promoter and Promoter Group"**

Sr. No	Name of the shareholder	Total shares held		Shares pledged or otherwise encumbered		
		Number of shares	As a % of grand total (A) + (B) + (C)	Number	As a percentage	As a % of grand total (A)+(B)+(C) of sub-clause (I)(a)
(I)	(II)	(III)	(IV)	(V)	(VI) = (V)/(III) * 100	(VII)
1	Alka Shukla	10	0.00		0.00	0.00
2	Aarti Dubey	10000	0.16		0.00	0.00
3	M Bala Subramaniam	10	0.00		0.00	0.00
4	Gyan R Sahu	10	0.00		0.00	0.00
5	John K John	400	0.01		0.00	0.00
6	John K John	1100	0.02		0.00	0.00
7	Manoranjan Sahu	400090	6.23		0.00	0.00
8	Sudhi R Sahu	10	0.00		0.00	0.00
9	S P Shukla	172400	2.69		0.00	0.00
TOTAL		584030	9.10	0	0.00	0.00

S P Shukla



**(I)(c) Statement showing Shareholding of persons belonging to the category
"Public" and holding more than 1% of the total number of shares**

r. No	Name of the shareholder	Number of shares	Shares as a percentage of total number of shares {i.e., Grand Total (A)+(B)+(C) indicated in Statement at para (I)(a) above}
1	Geoservices Eastern Inc	1260000	
2	Geoservices Eastern Inc	175600	19.62
3	Geotrading & Information Technology Ltd	739900	2.73
4	Log Inc	480000	11.52
5	Sreedhar Tripathy	247500	7.48
6	George Sukumaran Sandosham	750000	3.85
TOTAL		3653000	11.68
			56.89

S. Tripathy



(I)(d) Statement showing details of locked-in shares

Sr. No	Name of the shareholder	Number of locked-in shares	Locked-in shares as a percentage of total number of shares {i.e., Grand Total (A)+(B)+(C) indicated in Statement at para (I)(a) above}
1			0.00
2			0.00
3			0.00
4			0.00
5			0.00
6			0.00
7			0.00
8			0.00
9			0.00
			0.00
TOTAL		0	0.00

Stamp



(II)(a) Statement showing details of Depository Receipts

Sr. No	Type of outstanding DR (ADRs, GDRs, SDRs, etc.)	Number of outstanding DRs	Number of shares underlying outstanding DRs	Shares underlying outstanding DRs as a percentage of total number of shares {i.e., Grand Total (A)+(B)+(C) indicated in Statement at para (I)(a) above}
1				
2				0.00
3				0.00
4				0.00
5				0.00
6				0.00
7				0.00
8				0.00
9				0.00
				0.00
TOTAL		0	0	0.00

Signature



II)(b) Statement showing holding of Depository Receipts (DRs), where underlying shares held by "promoter/promoter group" are in excess of 1% of the total number of shares

r. No	Name of the DR Holder	Type of outstanding DR (ADRs, GDRs, SDRs, etc.)	Number of shares underlying outstanding DRs	Shares underlying outstanding DRs as a percentage of total number of shares (i.e., Grand Total (A)+(B)+(C) indicated in Statement
1				
2				0.00
3				0.00
4				0.00
5				0.00
6				0.00
7				0.00
8				0.00
9				0.00
				0.00
TOTAL			0	0.00

Signature



Statement Showing Shareholding Pattern

As of 31.12.2009

Category code	Category of Shareholder	Table (I)(a)						
		Number of Shareholders	Total number of shares	Number of shares held in dematerialized form	Total shareholding as a percentage of total number of shares		Shares Pledged or otherwise encumbered	
					As a percentage of (A+B) ¹	As a percentage of (A+B+C)	Number of shares	As a percentage
(I)	(II)	(III)	(IV)	(V)	(VI)	(VII)	(VIII)	K = (VIII)/(IV)*100
(A)	Shareholding of Promoter and							
1	Indian							
(a)	Individuals/ Hindu Undivided Family	9	584030	0	9.10	9.10	0	0.00
(b)	Central Government/ State Government(s)	0	0	0	0.00	0.00	0	0.00
(c)	Bodies Corporate	0	0	0	0.00	0.00	0	0.00
(d)	Financial Institutions/ Banks	0	0	0	0.00	0.00	0	0.00
(e)	Any Others (Specify)	0	0	0	0.00	0.00	0	0.00
	Sub Total(A)(1)	9	584030	0	9.10	9.10	0	0.00
2	Foreign							
a	Individuals (Non-Residents Individuals/ Foreign Individuals)	0	0	0	0.00	0.00	0	0.00
b	Bodies Corporate	0	0	0	0.00	0.00	0	0.00
c	Institutions	0	0	0	0.00	0.00	0	0.00
d	Any Others (Specify)	0	0	0	0.00	0.00	0	0.00
	Sub Total(A)(2)	0	0	0	0.00	0.00	0	0.00
	Total Shareholding of Promoter	9	584030	0	9.10	9.10	0	0.00
(B)	Public shareholding							
1	Institutions							
(a)	Mutual Funds/ UTI	2	11600	0	0.18	0.18	0	0.00
(b)	Financial Institutions / Banks	0	0	0	0.00	0.00	0	0.00
(c)	Central Government/ State Government(s)	0	0	0	0.00	0.00	0	0.00
(d)	Venture Capital Funds	0	0	0	0.00	0.00	0	0.00
(e)	Insurance Companies	0	0	0	0.00	0.00	0	0.00
(f)	Foreign Institutional Investors	1	1260000	0	19.62	19.62	0	0.00
(g)	Foreign Venture Capital Investors	0	0	0	0.00	0.00	0	0.00
(h)	Any Other (specify)	0	0	0	0.00	0.00	0	0.00
	Sub-Total (B)(1)	3	1271600	0	19.80	19.80	0	0.00
B 2	Non-institutions							
(a)	Bodies Corporate	61	1541400	0	24.01	24.01	0	0.00
(b)	Individuals							
I	Individuals -i. Individual shareholders holding nominal share capital up to Rs 1 lakh	8428	1908800	0	29.73	29.73	0	0.00
II	ii. Individual shareholders holding nominal share capital in excess of Rs. 1 lakh.	8	364800	0	5.68	5.68	0	0.00
(c)	Any Other (specify)	1	750000	0	11.68	11.68	0	0.00
(c-i)	NRI	1	750000	0	11.68	11.68	0	0.00
	Sub-Total (B)(2)	8498	4565000	0	71.10	71.10	0	0.00
(B)	Total Public Shareholding (B) = (B)(1)+(B)(2)	8501	5836600	0	90.90	90.90	0	0.00
	TOTAL (A)+(B)	8510	6420630	0	100.00	100.00	0	0.00
(C)	Shares held by Custodians and against which Depository Receipts have been issued							
1	Promoter and Promoter Group	0	0	0	0.00	0.00	0	0.00
2	Public	0	0	0	0.00	0.00	0	0.00
	Sub-Total (C)	0	0	0	0.00	0.00	0	0.00
	GRAND TOTAL (A)+(B)+(C)	8510	6420630	0	100	100.00	0	0.00



**(I)(b) Statement showing Shareholding of persons belonging to the category
“Promoter and Promoter Group”**

Sr. No	Name of the shareholder	Total shares held		Shares pledged or otherwise encumbered		
		Number of shares	As a % of grand total (A)+(B)+(C)	Number	As a percentage	As a % of grand total (A)+(B)+(C) of
(I)	(II)	(III)	(IV)	(V)	D=(V)/(III)*	(VII)
1	Alka Shukla	10	0.00		0.00	0.00
2	Aarti Dubey	10000	0.16		0.00	0.00
3	M Bala Subramaniam	10	0.00		0.00	0.00
4	Gyan R Sahu	10	0.00		0.00	0.00
5	John K John	400	0.01		0.00	0.00
6	John K John	1100	0.02		0.00	0.00
7	Manoranjan Sahu	400090	6.23		0.00	0.00
8	Sudhi R Sahu	10	0.00		0.00	0.00
9	S P Shukla	172400	2.69		0.00	0.00
TOTAL		584030	9.10	0	0.00	0.00

Signature



**(I)(c) Statement showing Shareholding of persons belonging to the category
"Public" and holding more than 1% of the total number of shares**

r. N	Name of the shareholder	Number of shares	Shares as a percentage of total number of shares {i.e., Grand Total (A)+(B)+(C) indicated in Statement at para (I)(a) above}
1	Geoservices Eastern Inc	1260000	19.62
2	Geoservices Eastern Inc	175600	2.73
3	Geotrading & Information Technology Ltd	739900	11.52
4	Log Inc	480000	7.48
5	Sreedhar Tripathy	247500	3.85
6	George Sukumaran Sandosham	750000	11.68
TOTAL		3653000	56.89

S. Prasad



(I)(d) Statement showing details of locked-in shares

Sr. No	Name of the shareholder	Number of locked-in shares	Locked-in shares as a percentage of total number of shares {i.e., Grand Total (A)+(B)+(C) indicated in Statement at para (I)(a) above}
1			0.00
2			0.00
3			0.00
4			0.00
5			0.00
6			0.00
7			0.00
8			0.00
9			0.00
			0.00
TOTAL		0	0.00

Strpathy



(II)(a) Statement showing details of Depository Receipts (DRs)

Sr. No	Type of outstanding DR (ADRs, GDRs, SDRs, etc.)	Number of outstanding DRs	Number of shares underlying outstanding DRs	Shares underlying outstanding DRs as a percentage of total number of shares {i.e., Grand Total (A)+(B)+(C) indicated in Statement at para (I)(a) above}
1				0.00
2				0.00
3				0.00
4				0.00
5				0.00
6				0.00
7				0.00
8				0.00
9				0.00
				0.00
TOTAL		0	0	0.00

Signature




Statement Showing Shareholding Pattern								
As of 31.03.2010								
Category code	Category of Shareholder	Number of Shareholders	Table (I)(a)		Total shareholding as a percentage of total number of shares		Shares Pledged or otherwise encumbered	
			Total number of shares	Number of shares held in dematerializ	As a percentage of (A+B) ¹	As a percentage of (A+B+C)	Number of shares	As a percentage
(I)	(II)	(III)	(IV)	(V)	(VI)	(VII)	(VIII)	(VIII)/(IV)*
(A)	Shareholding of Promoter and							
1	Indian							
(a)	Individuals/ Hindu Undivided Family	10	2019630	0	31.46	31.46	0	0.00
(b)	Central Government/ State Government(s)	0	0	0	0.00	0.00	0	0.00
(c)	Bodies Corporate	0	0	0	0.00	0.00	0	0.00
(d)	Financial Institutions/ Banks	0	0	0	0.00	0.00	0	0.00
(e)	Any Others (Specify)	0	0	0	0.00	0.00	0	0.00
	Sub Total(A)(1)	10	2019630	0	31.46	31.46	0	0.00
2	Foreign							
a	Individuals (Non-Residents Individuals/ Foreign Individuals)	0	0	0	0.00	0.00	0	0.00
b	Bodies Corporate	0	0	0	0.00	0.00	0	0.00
c	Institutions	0	0	0	0.00	0.00	0	0.00
d	Any Others (Specify)	0	0	0	0.00	0.00	0	0.00
	Sub Total(A)(2)	0	0	0	0.00	0.00	0	0.00
	Total Shareholding of Promoter	10	2019630	0	31.46	31.46	0	0.00
(B)	Public shareholding							
1	Institutions							
(a)	Mutual Funds/ UTI	2	11600	0	0.18	0.18	0	0.00
(b)	Financial Institutions/ Banks	0	0	0	0.00	0.00	0	0.00
(c)	Central Government/ State Government(s)	0	0	0	0.00	0.00	0	0.00
(d)	Venture Capital Funds	0	0	0	0.00	0.00	0	0.00
(e)	Insurance Companies	0	0	0	0.00	0.00	0	0.00
(f)	Foreign Institutional Investors	0	0	0	0.00	0.00	0	0.00
(g)	Foreign Venture Capital Investors	0	0	0	0.00	0.00	0	0.00
(h)	Any Other (specify)	0	0	0	0.00	0.00	0	0.00
	Sub-Total (B)(1)	2	11600	0	0.18	0.18	0	0.00
B 2	Non-institutions							
(a)	Bodies Corporate	58	145900	0	2.27	2.27	0	0.00
(b)	Individuals	0	0	0	0.00	0.00	0	0.00
	Individuals - i. Individual shareholders holding nominal share capital up to Rs 1 lakh	8425	1908800	0	29.73	29.73	0	0.00
	ii. Individual shareholders holding nominal share capital in excess of Rs. 1 lakh.	11	2334700	0	36.36	36.36	0	0.00
(c)	Any Other (specify)	0	0	0	0.00	0.00	0	0.00
	Sub-Total (B)(2)	8494	4389400	0	68.36	68.36	0	0.00
(B)	Total Public Shareholding (B) = (B)(1)+(B)(2)	8496	4401000	0	68.54	68.54	0	0.00
(C)	Shares held by Custodians and against which Depository Receipts have been issued	8506	6420630	0	100.00	100.00	0	0.00
1	Promoter and Promoter Group	0	0	0	0.00	0.00	0	0
2	Public	0	0	0	0	0.00	0	0.00
	Sub-Total (C)	0	0	0	0	0	0	0
	GRAND TOTAL (A)+(B)+(C)	8506	6420630	0	100	100.00	0	0.00



**(I)(b) Statement showing Shareholding of persons belonging to the category
“Promoter and Promoter Group”**

Sr. No	Name of the shareholder	Total shares held		Shares pledged or otherwise encumbered		
		Number of shares	As a % of grand total (A)+(B)+(C)	Number	As a percentage	As a % of grand total (A)+(B)+(C) of sub-clause
(I)	(II)	(III)	(IV)	(V)	I=(V)/(III)*100	(VII)
1	Alka Shukla	10	0.00		0.00	0.00
2	Aarti Dubey	10000	0.16		0.00	0.00
3	M Bala Subramaniam	10	0.00		0.00	0.00
4	Gyan R Sahu	10	0.00		0.00	0.00
5	John K John	400	0.01		0.00	0.00
6	John K John	1100	0.02		0.00	0.00
7	Manoranjan Sahu	400090	6.23		0.00	0.00
8	Sudhi R Sahu	10	0.00		0.00	0.00
9	S P Shukla	172400	2.69		0.00	0.00
10	Manoranjan Sahu	1435600	22.36		0.00	0.00
11						0.00
						0.00
TOTAL		2019630	31.46	0	0.00	0.00



(I)(c) Statement showing Shareholding of persons belonging to the category "Public" and holding more than 1% of the total number of shares

Sr. No	Name of the shareholder	Number of shares	Shares as a percentage of total number of shares {i.e., Grand Total (A)+(B)+(C) indicated in Statement at para (I)(a) above}
1	Sreedhar Tripathy	247500	3.85
2	Anupam Patra	739900	11.52
3	Bhabesh Chandra Acharya	480000	7.48
4	Sudhiranjan B Sahu	750000	11.68
TOTAL		2217400	34.54

S. Tripathy



(I)(d) Statement showing details of locked-in shares

Sr. No	Name of the shareholder	Number of locked-in shares	Locked-in shares as a percentage of total number of shares {i.e., Grand Total (A)+(B)+(C) indicated in
1			0.00
2			0.00
3			0.00
4			0.00
5			0.00
6			0.00
7			0.00
8			0.00
9			0.00
			0.00
TOTAL		0	0.00


S. P. P. M. S.



II)(a) Statement showing details of Depository Receipts (DF)

Sr. No	Type of outstanding DR (ADRs, GDRs, SDRs, etc.)	Number of outstanding DRs	Number of shares underlying outstanding DRs	Shares underlying outstanding DRs as a percentage of total number of shares {i.e., Grand Total (A)+(B)+(C) indicated in
1				
2				0.00
3				0.00
4				0.00
5				0.00
6				0.00
7				0.00
8				0.00
9				0.00
				0.00
TOTAL		0	0	0.00

Sirpa



A circular stamp with the text "GEOGING INDUSTRIES LTD" around the top edge, "MUMBAI" in the center, and a small star at the bottom. The stamp is partially overlaid by a handwritten signature.


(II)(b) Statement showing holding of Depository Receipts (DRs), where underlying shares held by "promoter/promoter group" are in excess of 1% of the total number of shares

Sr. No	Name of the DR Holder	Type of outstanding DR (ADRs, GDRs, SDRs, etc.)	Number of shares underlying outstanding	Shares underlying outstanding DRs as a percentage of total number of shares {i.e., Grand Total (A)+(B)+(C) indicated in Statement at para (I)(a)}
1				0.00
2				0.00
3				0.00
4				0.00
5				0.00
6				0.00
7				0.00
8				0.00
9				0.00
				0.00
TOTAL			0	0.00

STAPALG



Statement Showing Shareholding Pattern								
As of 30.06.2010			Table I(a)		Total shareholding as a percentage of total number of shares		Shares Pledged or otherwise encumbered	
Category code	Category of Shareholder	Number of Shareholders	Total number of shares	Number of shares held in dematerialized form	As a percentage of (A+B) ¹	As a percentage of (A+B+C)	Number of shares	As a percentage
(I)	(II)	(III)	(IV)	(V)	(VI)	(VII)	(VIII)	=(VIII)/(IV)*
(A)	Shareholding of Promoter and							
1	Indian							
(a)	Individuals/ Hindu Undivided Family	9	584030	0	9.10	9.10	0	0.00
(b)	Central Government/ State Government(s)	0	0	0	0.00	0.00	0	0.00
(c)	Bodies Corporate	0	0	0	0.00	0.00	0	0.00
(d)	Financial Institutions/ Banks	0	0	0	0.00	0.00	0	0.00
(e)	Any Others (Specify)	0	0	0	0.00	0.00	0	0.00
	Sub Total(A)(1)	9	584030	0	9.10	9.10	0	0.00
2	Foreign							
a	Individuals (Non-Residents Individuals/ Foreign Individuals)	0	0	0	0.00	0.00	0	0.00
b	Bodies Corporate	0	0	0	0.00	0.00	0	0.00
c	Institutions	0	0	0	0.00	0.00	0	0.00
d	Any Others (Specify)	0	0	0	0.00	0.00	0	0.00
	Sub Total(A)(2)	0	0	0	0.00	0.00	0	0.00
	Total Shareholding of Promoter	9	584030	0	9.10	9.10	0	0.00
(B)	Public shareholding							
1	Institutions							
(a)	Mutual Funds/ UTI	2	11600	0	0.18	0.18	0	0.00
(b)	Financial Institutions / Banks	0	0	0	0.00	0.00	0	0.00
(c)	Central Government/ State Government(s)	0	0	0	0.00	0.00	0	0.00
(d)	Venture Capital Funds	0	0	0	0.00	0.00	0	0.00
(e)	Insurance Companies	0	0	0	0.00	0.00	0	0.00
(f)	Foreign Institutional Investors	1	1260000	0	19.62	19.62	0	0.00
(g)	Foreign Venture Capital Investors	0	0	0	0.00	0.00	0	0.00
(h)	Any Other (specify)	0	0	0	0.00	0.00	0	0.00
	Sub-Total (B)(1)	3	1271600	0	19.80	19.80	0	0.00
B 2	Non-institutions							
(a)	Bodies Corporate	61	1541400	0	24.01	24.01	0	0.00
(b)	Individuals							
I	Individuals -i. Individual shareholders holding nominal share capital up to Rs 1 lakh	8429	1908800	0	29.73	29.73	0	0.00
II	ii. Individual shareholders holding nominal share capital in excess of	8	364800	0	5.68	5.68	0	0.00
(c)	Any Other (specify)				0.00	0.00	0	0.00
(c-i)	NRI	1	750000		11.68	11.68	0	0.00
	Sub-Total (B)(2)	8499	4565000	0	71.10	71.10	0	0.00
(B)	Total Public Shareholding (B)= (B)(1)+(B)(2)	8502	5836600	0	90.90	90.90	0	0.00
	TOTAL (A)+(B)	8511	6420630	0	100.00	100.00	0	0.00
(C)	Shares held by Custodians and against which Depository Receipts have been issued							
1	Promoter and Promoter Group	0	0	0	0.00	0.00	0	0.00
2	Public	0	0	0	0.00	0.00	0	0.00
	Sub-Total (C)	0	0	0	0.00	0.00	0	0.00
	GRAND TOTAL (A)+(B)+(C)	8511	6420630	0	100	100.00	0	0.00



**(I)(b) Statement showing Shareholding of persons belonging to the category
"Promoter and Promoter Group"**

Sr. No.	Name of the shareholder	Total shares held		Shares pledged or otherwise encumbered		
		Number of shares	As a % of grand total (A)+(B)+(C)	Number	As a percentage	As a % of grand total (A)+(B)+(C) of sub-clause (I)(a)
(I)	(II)	(III)	(IV)	(V)	$I=(V)/(III)*1$	(VII)
1	Alka Shukla	10	0.00		0.00	0.00
2	Aarti Dubey	10000	0.16		0.00	0.00
3	M Bala Subramaniam	10	0.00		0.00	0.00
4	Gyan R Sahu	10	0.00		0.00	0.00
5	John K John	400	0.01		0.00	0.00
6	John K John	1100	0.02		0.00	0.00
7	Manoranjan Sahu	400090	6.23		0.00	0.00
8	Sudhi R Sahu	10	0.00		0.00	0.00
9	S P Shukla	172400	2.69		0.00	0.00
TOTAL		584030	9.10	0	0.00	0.00

S P Shukla



**(I)(c) Statement showing Shareholding of persons belonging to the category
“Public” and holding more than 1% of the total number of shares**

r. No	Name of the shareholder	Number of shares	Shares as a percentage of total number of shares {i.e., Grand Total (A)+(B)+(C) indicated in Statement at para (I)(a) above}
1	Geoservices Eastern Inc.	1260000	19.62
2	Geoservices Eastern Inc.	175600	2.73
3	Geotrading & Information Technology Ltd	739900	11.52
4	Log Inc.	480000	7.48
5	Sreedhar Tripathy	247500	3.85
6	George Sukumaran Sandosham	750000	11.68
TOTAL		3653000	56.89

S. Tripathy



(I)(d) Statement showing details of locked-in shares

Sr. No	Name of the shareholder	Number of locked-in shares	Locked-in shares as a percentage of total number of shares {i.e., Grand Total (A)+(B)+(C) indicated in Statement at para (I)(a) above}
1			0.00
2			0.00
3			0.00
4			0.00
5			0.00
6			0.00
7			0.00
8			0.00
9			0.00
TOTAL		0	0.00

S. S. P. Patil



(II)(a) Statement showing details of Depository Receipts (DRs)


Sr. No.	Type of outstanding DR (ADRs, GDRs, SDRs, etc.)	Number of outstanding DRs	Number of shares underlying outstanding DRs	Shares underlying outstanding DRs as a percentage of total number of shares {i.e., Grand Total (A)+(B)+(C) indicated in
1				0.00
2				0.00
3				0.00
4				0.00
5				0.00
6				0.00
7				0.00
8				0.00
9				0.00
TOTAL		0	0	0.00

Stapani




II)(b) Statement showing holding of Depository Receipts (DRs), where underlying shares by "promoter/promoter group" are in excess of 1% of the total number of shares

Sr. No	Name of the DR Holder	Type of outstanding DR (ADRs, GDRs, SDRs, etc.)	Number of shares underlying outstanding DRs	Shares underlying outstanding DRs as a percentage of total number of shares (i.e., Grand Total (A)+(B)+(C) indicated in
1				0.00
2				0.00
3				0.00
4				0.00
5				0.00
6				0.00
7				0.00
8				0.00
9				0.00
TOTAL			0	0.00




Statement Showing Shareholding Pattern								
As of 30.09.2010			Table (I)(a)		Total shareholding as a percentage of total number of shares		Shares Pledged or otherwise encumbered	
Category code	Category of Shareholder	Number of Shareholders	Total number of shares	Number of shares held in dematerialized	As a percentage of(A+B) ¹	As a percentage of (A+B+C)	Number of shares	As a percentage
(I)	(II)	(III)	(IV)	(V)	(VI)	(VII)	(VIII)	X= (VIII)/(IV)*100
(A)	Shareholding of Promoter and							
1	Indian							
(a)	Individuals/ Hindu Undivided Family	10	2019630	0	31.46	31.46	0	0.00
(b)	Central Government/ State Government(s)	0	0	0	0.00	0.00	0	0.00
(c)	Bodies Corporate	0	0	0	0.00	0.00	0	0.00
(d)	Financial Institutions/ Banks	0	0	0	0.00	0.00	0	0.00
(e)	Any Others(Specify)	0	0	0	0.00	0.00	0	0.00
	Sub Total(A)(1)	10	2019630	0	31.46	31.46	0	0.00
2	Foreign							
a	Individuals (Non-Residents Individuals/ Foreign Individuals)	0	0	0	0.00	0.00	0	0.00
b	Bodies Corporate	0	0	0	0.00	0.00	0	0.00
c	Institutions	0	0	0	0.00	0.00	0	0.00
d	Any Others(Specify)	0	0	0	0.00	0.00	0	0.00
	Sub Total(A)(2)	0	0	0	0.00	0.00	0	0.00
	Total Shareholding of Promoter	10	2019630	0	31.46	31.46	0	0.00
(B)	Public shareholding							
1	Institutions							
(a)	Mutual Funds/ UTI	2	11600	0	0.18	0.18	0	0.00
(b)	Financial Institutions / Banks	0	0	0	0.00	0.00	0	0.00
(c)	Central Government/ State Government(s)	0	0	0	0.00	0.00	0	0.00
(d)	Venture Capital Funds	0	0	0	0.00	0.00	0	0.00
(e)	Insurance Companies	0	0	0	0.00	0.00	0	0.00
(f)	Foreign Institutional Investors	0	0	0	0.00	0.00	0	0.00
(g)	Foreign Venture Capital Investors	0	0	0	0.00	0.00	0	0.00
(h)	Any Other (specify)	0	0	0	0.00	0.00	0	0.00
	Sub-Total (B)(1)	2	11600	0	0.18	0.18	0	0.00
B 2	Non-institutions							
(a)	Bodies Corporate	58	145900	0	2.27	2.27	0	0.00
(b)	Individuals							
I	Individuals -i. Individual shareholders holding nominal share capital up to Rs 1 lakh							
		8428	1908800	0	29.73	29.73	0	0.00
II	ii. Individual shareholders holding nominal share capital in excess of Rs. 1 lakh.							
		11	2334700	0	36.36	36.36	0	0.00
(c)	Any Other (specify)	0	0	0	0.00	0.00	0	0.00
(c-i)	NRI	0	0	0	0.00	0.00	0	0.00
	Sub-Total (B)(2)	8497	4389400	0	68.36	68.36	0	0.00
(B)	Total Public Shareholding (B)= (B)(1)+(B)(2)	8499	4401000	0	68.54	68.54	0	0.00
	TOTAL (A)+(B)	8509	6420630	0	100.00	100.00	0	0.00
(C)	Shares held by Custodians and against which Depository Receipts have been issued							
1	Promoter and Promoter Group	0	0	0	0.00	0.00	0	0.00
2	Public	0	0	0	0.00	0.00	0	0.00
	Sub-Total (C)	0	0	0	0.00	0.00	0	0.00
	GRAND TOTAL (A)+(B)+(C)	8509	6420630	0	100	100.00	0	0.00



**(I)(b) Statement showing Shareholding of persons belonging to the category
"Promoter and Promoter Group"**

Sr. No	Name of the shareholder	Total shares held		Shares pledged or otherwise encumbered		
		Number of shares	As a % of grand total (A)+(B)+(C)	Number	As a percentage $= (V)/(III)^*$	As a % of grand total (A)+(B)+(C) of (VII)
(I)	(II)	(III)	(IV)	(V)		
1	Alka Shukla	10	0.00		0.00	0.00
2	Aarti Dubey	10000	0.16		0.00	0.00
3	M Bala Subramaniam	10	0.00		0.00	0.00
4	Gyan R Sahu	10	0.00		0.00	0.00
5	John K John	400	0.01		0.00	0.00
6	John K John	1100	0.02		0.00	0.00
7	Manoranjan Sahu	400090	6.23		0.00	0.00
8	Sudhi R Sahu	10	0.00		0.00	0.00
9	S P Shukla	172400	2.69		0.00	0.00
10	Manoranjan B Sahu	1435600	22.36		0.00	0.00
TOTAL		2019630	31.46	0	0.00	0.00



(I)(c) Statement showing Shareholding of persons belonging to the category "Public" and holding more than 1% of the total number of shares


Sr. No.	Name of the shareholder	Number of shares	Shares as a percentage of total number of shares {i.e., Grand Total (A)+(B)+(C) indicated in Statement at para (I)(a)}
1	Sreedhar Tripathy	247500	3.85
2	Anupam Patra	739900	11.52
3	Bhabesh Chandra Acharya	480000	7.48
4	Sudhirajan B Sahu	750000	11.68
5	Sreedhar Tripathy	247500	3.85
TOTAL		2217400	34.54

S. Patra




(I)(d) Statement showing details of locked-in shares

Sr. No.	Name of the shareholder	Number of locked-in shares	Locked-in shares as a percentage of total number of shares {i.e., Grand Total (A)+(B)+(C) indicated in Statement at para (I)(a) above}
1			0.00
2			0.00
3			0.00
4			0.00
5			0.00
6			0.00
7			0.00
8			0.00
9			0.00
TOTAL		0	0.00




(II)(a) Statement showing details of Depository Receipts (I)

Sr. No	Type of outstanding DR (ADRs, GDRs, SDRs, etc.)	Number of outstanding DRs	Number of shares underlying outstanding DRs	Shares underlying outstanding DRs as a percentage of total number of shares {i.e., Grand Total (A)+(B)+(C) indicated in
1				0.00
2				0.00
3				0.00
4				0.00
5				0.00
6				0.00
7				0.00
8				0.00
9				0.00
TOTAL		0	0	0.00



(II)(b) Statement showing holding of Depository Receipts (DRs), where underlying shares held by "promoter/promoter group" are in excess of 1% of the total number of shares

Sr. No	Name of the DR Holder	Type of outstanding DR (ADRs, GDRs, SDRs, etc.)	Number of shares underlying outstanding	Shares underlying outstanding DRs as a percentage of total number of shares {i.e., Grand Total
				0.00
1				0.00
2				0.00
3				0.00
4				0.00
5				0.00
6				0.00
7				0.00
8				0.00
9				0.00
			0	0.00
TOTAL				



Introductory sub-table (I)(a)

Name of the Company: Geologging Industries Limited			
Scrip Code, Name of the scrip, class of security: 526630			
Quarter ended: 31st December 2010			
Partly paid-up shares:-			
	No. of partly paid-up shares	As a % of total no. of partly paid-up shares	As a % of total no. of shares of the company
Held by promoter/promoter group		#DIV/0!	0
Held by public		#DIV/0!	0
Total - D	0	#DIV/0!	0
Outstanding convertible securities:-			
	No. of outstanding securities	As a % of total no. of outstanding convertible securities	As a % of total no. of shares of the company, assuming full conversion of the convertible
Held by promoter/promoter group		#DIV/0!	0
Held by public		#DIV/0!	0
Total - E	0	#DIV/0!	0
Warrants:-			
	No. of warrants	As a % of total no. of warrants	As a % of total no. of shares of the company, assuming full conversion
Held by promoter/promoter group		#DIV/0!	0
Held by public		#DIV/0!	0
Total - F	0	#DIV/0!	0
Total paid-up capital of the company, assuming full conversion of warrants and convertible securities (Grand Total (A+B+C)+ D+E+F)		6420630	

S. S. Palki



Statement Showing Shareholding Pattern								
As of 31.12.2010			Table (I)(a)		Total shareholding as a percentage of total number of shares		Shares Pledged or otherwise encumbered	
Category code	Category of Shareholder	Number of Shareholders	Total number of shares	Number of shares held in demateriali	As a percentage of (A+B) ¹	As a percentage of (A+B+C)	Number of shares	As a percentage = (VIII)/(IV)*
(I)	(II)	(III)	(IV)	(V)	(VI)	(VII)	(VIII)	(VIII)/(IV)*
(A)	Shareholding of Promoter and							
1	Indian							
(a)	Individuals/ Hindu Undivided	10	2019630	0	31.46	31.46	0	0.00
(b)	Central Government/ State Government(s)	0	0	0	0.00	0.00	0	0.00
(c)	Bodies Corporate	0	0	0	0.00	0.00	0	0.00
(d)	Financial Institutions/ Banks	0	0	0	0.00	0.00	0	0.00
(e)	Any Others(Specify)	0	0	0	0.00	0.00	0	0.00
	Sub Total(A)(1)	10	2019630	0	31.46	31.46	0	0.00
2	Foreign							
a	Individuals (Non-Residents Individuals/ Foreign Individuals)	0	0	0	0.00	0.00	0	0.00
b	Bodies Corporate	0	0	0	0.00	0.00	0	0.00
c	Institutions	0	0	0	0.00	0.00	0	0.00
d	Any Others(Specify)	0	0	0	0.00	0.00	0	0.00
	Sub Total(A)(2)	0	0	0	0.00	0.00	0	0.00
	Total Shareholding of Promoter	10	2019630	0	31.46	31.46	0	0.00
(B)	Public shareholding							
1	Institutions							
(a)	Mutual Funds/ UTI	2	11600	0	0.18	0.18	0	0.00
(b)	Financial Institutions / Banks	0	0	0	0.00	0.00	0	0.00
(c)	Central Government/ State Government(s)	0	0	0	0.00	0.00	0	0.00
(d)	Venture Capital Funds	0	0	0	0.00	0.00	0	0.00
(e)	Insurance Companies	0	0	0	0.00	0.00	0	0.00
(f)	Foreign Institutional Investors	0	0	0	0.00	0.00	0	0.00
(g)	Foreign Venture Capital Investors	0	0	0	0.00	0.00	0	0.00
(h)	Any Other (specify)	0	0	0	0.00	0.00	0	0.00
	Sub-Total (B)(1)	2	11600	0	0.18	0.18	0	0.00
B 2	Non-institutions							
(a)	Bodies Corporate	58	145900	0	2.27	2.27	0	0.00
(b)	Individuals							
I	Individuals -i. Individual shareholders holding nominal share capital up to Rs 1 lakh	8428	1908800	0	29.73	29.73	0	0.00
II	ii. Individual shareholders holding nominal share capital in excess of	11	2334700	0	36.36	36.36	0	0.00
(c)	Any Other (specify)	0	0	0	0.00	0.00	0	0.00
(c-i)	NRI	0	0	0	0.00	0.00	0	0.00
	Sub-Total (B)(2)	8497	4389400	0	68.36	68.36	0	0.00
(B)	Total Public Shareholding (B)= (B)(1)+(B)(2)	8499	4401000	0	68.54	68.54	0	0.00
	TOTAL (A)+(B)	8509	6420630	0	100.00	100.00	0	0.00
(C)	Shares held by Custodians and against which Depository Receipts have been issued							
1	Promoter and Promoter Group	0	0	0	0.00	0.00	0	0.00
2	Public	0	0	0	0.00	0.00	0	0.00
	Sub-Total (C)	0	0	0	0.00	0.00	0	0.00
	GRAND TOTAL (A)+(B)+(C)	8509	6420630	0	100	100.00	0	0.00



STMP

**(I)(b) Statement showing Shareholding of persons belonging to the category
“Promoter and Promoter Group”**

Sr. No.	Name of the shareholder	Total shares held		Shares pledged or otherwise encumbered		
		Number of shares	As a % of grand total (A)+(B)+(C)	Number	As a percentage	As a % of grand total (A)+(B)+(C) of (VII)
(I)	(II)	(III)	(IV)	(V)	(VI)=(V)/(III)*100	(VII)
1	Alka Shukla	10	0.00		0.00	0.00
2	Aarti Dubey	10000	0.16		0.00	0.00
3	M Bala Subramaniam	10	0.00		0.00	0.00
4	Gyan R Sahu	10	0.00		0.00	0.00
5	John K John	400	0.01		0.00	0.00
6	John K John	1100	0.02		0.00	0.00
7	Manoranjan Sahu	400090	6.23		0.00	0.00
8	Sudhi R Sahu	10	0.00		0.00	0.00
9	S P Shukla	172400	2.69		0.00	0.00
10	Manoranjan B Sahu	1435600	22.36		0.00	0.00
TOTAL		2019630	31.46	0	0.00	0.00

Signature



**(I)(c) Statement showing Shareholding of persons belonging to the category
"Public" and holding more than 1% of the total number of shares**

Sr. No.	Name of the shareholder	Number of shares	Shares as a percentage of total number of shares {i.e., Grand Total (A)+(B)+(C) indicated in Statement at para (I)(a) above}
1	Sreedhar Tripathy	247500	3.85
2	Anupam Patra	739900	11.52
3	Bhabesh Chandra Acharya	480000	7.48
4	Sudhirajan B Sahu	750000	11.68
TOTAL		2217400	34.54

S. Tripathy



(I)(d) Statement showing details of locked-in shares

Sr. No.	Name of the shareholder	Number of locked in shares	Locked-in shares as a percentage of total number of shares {i.e., Grand Total (A)+(B)+(C) indicated in
1			0.00
2			0.00
3			0.00
4			0.00
5			0.00
6			0.00
7			0.00
8			0.00
9			0.00
TOTAL		0	0.00

Stamping



(II)(a) Statement showing details of Depository Receipts (DR)

Sr. No	Type of outstanding DR (ADRs, GDRs, SDRs, etc.)	Number of outstanding DRs	Number of shares underlying outstanding DRs	Shares underlying outstanding DRs as a percentage of total number of shares {i.e., Grand Total (A)+(B)+(C)}
				0.00
1				0.00
2				0.00
3				0.00
4				0.00
5				0.00
6				0.00
7				0.00
8				0.00
9				0.00
				0.00
TOTAL		0	0	0.00

Starpan



(II)(b) Statement showing holding of Depository Receipts (DRs), where underlying share by "promoter/promoter group" are in excess of 1% of the total number of shares

Sr. No.	Name of the DR Holder	Type of outstanding DR (ADRs, GDRs, SDRs, etc.)	Number of shares underlying outstanding	Shares underlying outstanding DRs as a percentage of total number of shares {i.e., Grand Total (A)+(B)+(C) indicated in
				0.00
1				0.00
2				0.00
3				0.00
4				0.00
5				0.00
6				0.00
7				0.00
8				0.00
9				
			0	0.00
TOTAL				

S. P. Patil

