



Statement Showing Shareholding Pattern						
Name of the Company :		Geologging Industries Ltd				
		Quarter Ende		31.03.2007		
Category code	Category of Shareholder	Number of Shareholders	Total number of shares	Number of shares held in dematerializ	Total shareholding as a percentage of total number of	
					As a percentage	As a percentage of (A+B+C)
(A)	Shareholding of Promoter and Promoter Group²					
1	Indian					
(a)	Individuals/ Hindu Undivided Family	9	584030	0	11.62	11.62
(b)	Central Government/ State Government(s)	0	0	0	0.00	0.00
(c)	Bodies Corporate	0	0	0	0.00	0.00
(d)	Financial Institutions/ Banks	0	0	0	0.00	0.00
(e)	Any Others(Specify)	0	0	0	0.00	0.00
	Sub Total(A)(1)	9	584030	0	11.62	11.62
2	Foreign					
a	Individuals (Non-Residents Individuals/ Foreign Individuals)	0	0	0	0.00	0.00
b	Bodies Corporate	0	0	0	0.00	0.00
c	Institutions	0	0	0	0.00	0.00
d	Any Others(Specify)	0	0	0	0.00	0.00
	Sub Total(A)(2)	0	0	0	0.00	0.00
	Total Shareholding of Promoter and Promoter Group (A)= (A)(1)+(A)(2)	9	584030	0	11.62	11.62
(B)	Public shareholding					
1	Institutions					
(a)	Mutual Funds/ UTI	2	11600	0	0.23	0.23
(b)	Financial Institutions / Banks	0	0	0	0.00	0.00
(c)	Central Government/ State Government(s)	0	0	0	0.00	0.00
(d)	Venture Capital Funds	0	0	0	0.00	0.00
(e)	Insurance Companies	0	0	0	0.00	0.00
(f)	Foreign Institutional Investors	1	1260000		25.07	25.07
(g)	Foreign Venture Capital Investors	0	0	0	0.00	0.00
(h)	Any Other (specify)	0	0	0	0.00	0.00
	Sub-Total (B)(1)	3	1271600	0	25.30	25.30
B 2	Non-institutions					
(a)	Bodies Corporate	57	145400	0	2.89	2.89
(b)	Individuals	0	0	0		
I	Individuals -i. Individual shareholders holding nominal share capital up to Rs 1 lakh	8434	1909300	0	38.00	38.00
II	ii. Individual shareholders holding nominal share capital in excess of	8	364800	0	7.26	7.26
(c)	Any Other (specify)	0	0	0		
(c-i)	Nri	1	750000	0	14.92	14.92
	Sub-Total (B)(2)	8500	3169500	0	63.07	63.07
(B)	Total Public Shareholding (B)= (B)(1)+(B)(2)	8503	4441100	0	88.38	88.38
	TOTAL (A)+(B)	8512	5025130	0	100	100
(C)	Shares held by Custodians and against which Depository Receipts have been issued	0	0	0	0.00	0.00
	GRAND TOTAL (A)+(B)+(C)	8512	5025130	0	100	100



**(I)(b) Statement showing Shareholding of persons belonging to the category
"Promoter and Promoter Group"**

Sr. No.	Name of the shareholder	Number of shares	Shares as a percentage of total number of shares (i.e., Grand Total (A)+(B)+(C) indicated in Statement at para (I)(a) above}
1	Alka Shukla	10	0.00
2	Aarti Dubey	10000	0.20
3	M Bala Subramaniam	10	0.00
4	Gyan R Sahu	10	0.00
5	John K John	400	0.01
6	John K John	1100	0.02
7	Manoranjan Sahu	400090	7.96
8	Sudhi R.Sahu	10	0.00
9	S P Shukla	172400	3.43
TOTAL		584030	11.62



(I)(c) Statement showing Shareholding of persons belonging to the category "Public" and holding more than 1% of the total number of shares

Sr. No.	Name of the shareholder	Number of shares	Shares as a percentage of total number of shares {i.e., Grand Total (A)+(B)+(C) indicated in Statement at para (I)(a)}
1	Geoservices Eastern Inc	1260000	25.07
2	Sreedhar Tripathy	247500	4.93
3	George Sukumaran Sandosham	750000	14.92
TOTAL		2257500	44.92



(I)(d) Statement showing details of locked-in shares

Sr. No.	Name of the shareholder	Number of locked-in shares	Locked-in shares as a percentage of total number of shares {i.e., Grand Total (A)+(B)+(C) indicated in Statement at para (I)(a) above}
			0.00
1			0.00
2			0.00
3			0.00
4			0.00
5			0.00
6			0.00
7			0.00
8			0.00
9			0.00
TOTAL		0	0.00


S. S. S.


(II)(a) Statement showing details of Depository Receipts (DR)

Sr. No.	Type of outstanding DR (ADRs, GDRs, SDRs, etc.)	Number of outstanding DRs	Number of shares underlying outstanding DRs	Shares underlying outstanding DRs as a percentage of total number of shares {i.e., Grand Total (A)+(B)+(C) indicated in Statement at para (I)(a) above}
				0.00
1				0.00
2				0.00
3				0.00
4				0.00
5				0.00
6				0.00
7				0.00
8				0.00
9				0.00
TOTAL		0	0	0.00



Statement Showing Shareholding Pattern						
Name of the Company :		Geologging Industries Ltd				
		Quarter Ended			30.06.2007	
Category code	Category of Shareholder	Number of Shareholders	Total number of shares	Number of shares held in dematerialize	Total shareholding as a percentage of total number of	
					As a percentage of(A+B) ¹	As a percentage of
(A)	Shareholding of Promoter and Promoter Group²					
1	Indian					
(a)	Individuals/ Hindu Undivided	9	584030	0	11.62	11.62
(b)	Central Government/ State	0	0	0	0.00	0.00
(c)	Bodies Corporate	0	0	0	0.00	0.00
(d)	Financial Institutions/ Banks	0	0	0	0.00	0.00
(e)	Any Others(Specify)	0	0	0	0.00	0.00
	Sub Total(A)(1)	9	584030	0	11.62	11.62
2	Foreign					
a	Individuals (Non-Residents Individuals/	0	0	0	0.00	0.00
b	Bodies Corporate	0	0	0	0.00	0.00
c	Institutions	0	0	0	0.00	0.00
d	Any Others(Specify)	0	0	0	0.00	0.00
	Sub Total(A)(2)	0	0	0	0.00	0.00
	Total Shareholding of Promoter and Promoter Group (A)= (A)(1)+(A)(2)	9	584030	0	11.62	11.62
(B)	Public shareholding					
1	Institutions					
(a)	Mutual Funds/ UTI	2	11600	0	0.23	0.23
(b)	Financial Institutions / Banks	0	0	0	0.00	0.00
(c)	Central Government/ State	0	0	0	0.00	0.00
(d)	Venture Capital Funds	0	0	0	0.00	0.00
(e)	Insurance Companies	0	0	0	0.00	0.00
(f)	Foreign Institutional Investors	1	1260000	0	25.07	25.07
(g)	Foreign Venture Capital Investors	0	0	0	0.00	0.00
(h)	Any Other (specify)	0	0	0	0.00	0.00
	Sub-Total (B)(1)	3	1271600	0	25.30	25.30
B 2	Non-institutions					
(a)	Bodies Corporate	57	145400	0	2.89	2.89
(b)	Individuals					
I	Individuals -i. Individual shareholders holding nominal share	8434	1909300	0	38.00	38.00
II	ii. Individual shareholders holding nominal share capital in excess of	8	364800	0	7.26	7.26
(c)	Any Other (specify)	0	0	0	0.00	0.00
(c-i)	Nri	1	750000	0	14.92	14.92
	Sub-Total (B)(2)	8500	3169500	0	63.07	63.07
(B)	Total Public Shareholding (B)= (B)(1)+(B)(2)	8503	4441100	0	88.38	88.38
	TOTAL (A)+(B)	8512	5025130	0	100	100
(C)	Shares held by Custodians and against which Depository Receipts have been issued					
		0	0	0	0.00	0.00
	GRAND TOTAL (A)+(B)+(C)	8512	5025130	0	100	100



(I)(b) Statement showing Shareholding of persons belonging to the category
"Promoter and Promoter Group"



Sr. No.	Name of the shareholder	Number of shares	Shares as a percentage of total number of shares {i.e., Grand Total (A)+(B)+(C) indicated in Statement
1	Alka Shukla	10	0.00
2	Aarti Dubey	10000	0.20
3	M Bala Subramaniam	10	0.00
4	Gyan R Sahu	10	0.00
5	John K John	400	0.01
6	John K John	1100	0.02
7	Manoranjan Sahu	400090	7.96
8	Sudhi R Sahu	10	0.00
9	S P Shukla	172400	3.43
TOTAL		584030	11.62

S P Shukla




(I)(c) Statement showing Shareholding of persons belonging to the category "Public" and holding more than 1% of the total number of shares

Sr. No.	Name of the shareholder	Number of shares	Shares as a percentage of total number of shares {i.e., Grand Total (A)+(B)+(C) indicated in Statement at para (I)(a) above}
1	Geoservices Eastern Inc	1260000	25.07
2	Sreedhar Tripathy	247500	4.93
3	George Sukumaran Sandosham	750000	14.92
TOTAL		2257500	44.92


(I)(d) Statement showing details of locked-in shares

Sr. No.	Name of the shareholder	Number of locked-in shares	Locked-in shares as a percentage of total number of shares {i.e., Grand Total (A)+(B)+(C) indicated in
			0.00
1			0.00
2			0.00
3			0.00
4			0.00
5			0.00
6			0.00
7			0.00
8			0.00
9			0.00
TOTAL		0	0.00



(II)(a) Statement showing details of Depository Receipts (DF

Sr. No.	Type of outstanding DR (ADRs, GDRs, SDRs, etc.)	Number of outstanding DRs	Number of shares underlying outstanding DRs	Shares underlying outstanding DRs as a percentage of total number of shares {i.e., Grand Total (A)+(B)+(C) indicated in Statement at para (I)(a) above}
1				0.00
2				0.00
3				0.00
4				0.00
5				0.00
6				0.00
7				0.00
8				0.00
9				0.00
TOTAL		0	0	0.00




Statement Showing Shareholding Pattern						
Name of the Company :		Geologging Industries Ltd				
		Quarter Ended		30.09.2007		
Category code	Category of Shareholder	Number of Shareholders	Total number of shares	Number of shares held in dematerialized form	Total shareholding as a percentage of total number of shares	
					As a percentage of (A+B) ¹	As a percentage of (A+B+C)
(A)	Shareholding of Promoter and Promoter Group²					
1	Indian					
(a)	Individuals/ Hindu Undivided	9	584030		11.62	11.62
(b)	Central Government/ State				0.00	0.00
(c)	Bodies Corporate				0.00	0.00
(d)	Financial Institutions/ Banks				0.00	0.00
(e)	Any Others(Specify)				0.00	0.00
	Sub Total(A)(1)	9	584030	0	11.62	11.62
2	Foreign					
a	Individuals (Non-Residents Individuals/	0	0	0	0.00	0.00
b	Bodies Corporate	0	0	0	0.00	0.00
c	Institutions	0	0	0	0.00	0.00
d	Any Others(Specify)	0	0	0	0.00	0.00
	Sub Total(A)(2)	0	0	0	0.00	0.00
	Total Shareholding of Promoter and Promoter Group (A)= (A)(1)+(A)(2)	9	584030	0	11.62	11.62
(B)	Public shareholding					
1	Institutions					
(a)	Mutual Funds/ UTI	2	11600		0.23	0.23
(b)	Financial Institutions / Banks	0	0	0	0.00	0.00
(c)	Central Government/ State	0	0	0	0.00	0.00
(d)	Venture Capital Funds	0	0	0	0.00	0.00
(e)	Insurance Companies	0	0	0	0.00	0.00
(f)	Foreign Institutional Investors	1	1260000		25.07	25.07
(g)	Foreign Venture Capital Investors				0.00	0.00
(h)	Any Other (specify)				0.00	0.00
	Sub-Total (B)(1)	3	1271600	0	25.30	25.30
B 2	Non-institutions					
(a)	Bodies Corporate	57	145400		2.89	2.89
(b)	Individuals					
I	Individuals -i. Individual shareholders holding nominal share	8433	1909300		38.00	38.00
II	ii. Individual shareholders holding nominal share capital in excess of	8	364800		7.26	7.26
(c)	Any Other (specify)					
(c-i)	Nri	1	750000		14.92	14.92
	Sub-Total (B)(2)	8499	3169500	0	63.07	63.07
(B)	Total Public Shareholding (B)= (B)(1)+(B)(2)	8502	4441100	0	88.38	88.38
	TOTAL (A)+(B)	8511	5025130	0	100	100
(C)	Shares held by Custodians and against which Depository Receipts have been issued	0	0	0	0.00	0.00
	GRAND TOTAL (A)+(B)+(C)	8511	5025130	0	100	100




**(I)(b) Statement showing Shareholding of persons belonging to the category
“Promoter and Promoter Group”**

Sr. No.	Name of the shareholder	Number of shares	Shares as a percentage of total number of shares (i.e., Grand Total (A)+(B)+(C) indicated in Statement at
1	Alka Shukla	10	0.00
2	Aarti Dubey	10000	0.20
3	M Bala Subramaniam	10	0.00
4	Gyan R Sahu	10	0.00
5	John K John	400	0.01
6	John K John	1100	0.02
7	Manoranjan Sahu	400090	7.96
8	Sudhi R Sahu	10	0.00
9	S P Shukla	172400	3.43
TOTAL		584030	11.62



(I)(c) Statement showing Shareholding of persons belonging to the category "Public" and holding more than 1% of the total number of shares

Sr. No.	Name of the shareholder	Number of shares	Shares as a percentage of total number of shares {i.e., Grand Total (A)+(B)+(C) indicated in Statement at para (I)(a) above}
1	Geoservices Eastern Inc	1260000	25.07
2	Sreedhar Tripathy	247500	4.93
3	George Sukumaran Sandosham	750000	14.92
TOTAL		2257500	44.92

Sreedhar Tripathy



(II)(a) Statement showing details of Depository Receipts (DR)

Sr. No.	Type of outstanding DR (ADRs, GDRs, SDRs, etc.)	Number of outstanding DRs	Number of shares underlying outstanding DRs	Shares underlying outstanding DRs as a percentage of total number of shares {i.e., Grand Total (A)+(B)+(C) indicated in
1				0.00
2				0.00
3				0.00
4				0.00
5				0.00
6				0.00
7				0.00
8				0.00
9				0.00
TOTAL		0	0	0.00



(II)(b) Statement showing Holding of Depository Receipts (DRs), where underlying shares are in excess of 1% of the total number of shares

Sr. No.	Name of the DR Holder	Type of outstanding DR (ADRs, GDRs, SDRs, etc.)	Number of shares underlying outstanding	Shares underlying outstanding DRs as a percentage of total number of shares {i.e., Grand Total (A)+(B)+(C) indicated in
1				0.00
2				0.00
3				0.00
4				0.00
5				0.00
6				0.00
7				0.00
8				0.00
9				0.00
				0.00
TOTAL			0	0.00




Statement Showing Shareholding Pattern						
Name of the Company :		Geologging Industries Ltd				
					Quarter Ended	31.12.2007
Category code	Category of Shareholder	Number of Shareholders	Total number of shares	Number of shares held in dematerialized form	Total shareholding as a percentage of total number of	
					As a percentage of(A+B) ¹	As a percentage of (A+B+C)
(A)	Shareholding of Promoter and Promoter Group²					
1	Indian					
(a)	Individuals/ Hindu Undivided Family	9	584030		11.62	11.62
(b)	Central Government/ State				0.00	0.00
(c)	Bodies Corporate				0.00	0.00
(d)	Financial Institutions/ Banks				0.00	0.00
(e)	Any Others(Specify)				0.00	0.00
	Sub Total(A)(1)	9	584030	0	11.62	11.62
2	Foreign					
a	Individuals (Non-Residents Individuals/				0.00	0.00
b	Bodies Corporate				0.00	0.00
c	Institutions				0.00	0.00
d	Any Others(Specify)				0.00	0.00
	Sub Total(A)(2)	0	0	0	0.00	0.00
	Total Shareholding of Promoter and Promoter Group (A)= (A)(1)+(A)(2)	9	584030	0	11.62	11.62
(B)	Public shareholding					
1	Institutions					
(a)	Mutual Funds/ UTI	2	11600		0.23	0.23
(b)	Financial Institutions / Banks				0.00	0.00
(c)	Central Government/ State				0.00	0.00
(d)	Venture Capital Funds				0.00	0.00
(e)	Insurance Companies				0.00	0.00
(f)	Foreign Institutional Investors	1	1260000		25.07	25.07
(g)	Foreign Venture Capital Investors				0.00	0.00
(h)	Any Other (specify)				0.00	0.00
	Sub-Total (B)(1)	3	1271600	0	25.30	25.30
B 2	Non-institutions					
(a)	Bodies Corporate	57	145400		2.89	2.89
(b)	Individuals					
I	Individuals -i. Individual shareholders holding nominal share capital up to Rs	8433	1909300		38.00	38.00
II	ii. Individual shareholders holding nominal share capital in excess of	8	364800		7.26	7.26
(c)	Any Other (specify)					
(c-i)	Nri	1	750000		14.92	14.92
	Sub-Total (B)(2)	8499	3169500	0	63.07	63.07
(B)	Total Public Shareholding (B)= (B)(1)+(B)(2)	8502	4441100	0	88.38	88.38
	TOTAL (A)+(B)	8511	5025130	0	100	100
(C)	Shares held by Custodians and against which Depository Receipts have been issued					0.00
	GRAND TOTAL (A)+(B)+(C)	8511	5025130	0	100	100



**(I)(b) Statement showing Shareholding of persons belonging to the category
“Promoter and Promoter Group”**

Sr. No	Name of the shareholder	Number of shares	Shares as a percentage of total number of shares {i.e., Grand Total (A)+(B)+(C) indicated in Statement at para (I)(a)}
1	Alka Shukla	10	0.00
2	Aarti Dubey	10000	0.20
3	M Bala Subramaniam	10	0.00
4	Gyan R Sahu	10	0.00
5	John K John	400	0.01
6	John K John	1100	0.02
7	Manoranjan Sahu	400090	7.96
8	Sudhi R Sahu	10	0.00
9	S P Shukla	172400	3.43
TOTAL		584030	11.62



(I)(c) Statement showing Shareholding of persons belonging to the category
“Public” and holding more than 1% of the total number of shares

Sr. No.	Name of the shareholder	Number of shares	Shares as a percentage of total number of shares {i.e., Grand Total (A)+(B)+(C) indicated in Statement at para (I)(a) above}
1	Geoservices Eastern Inc	1260000	25.07
2	Sreedhar Tripathy	247500	4.93
3	George Sukumaran Sandosham	750000	14.92
TOTAL		2257500	44.92

S. Tripathy




(I)(d) Statement showing details of locked-in shares

Sr. No	Name of the shareholder	Number of locked-in shares	Locked-in shares as a percentage of total number of shares {i.e., Grand Total (A)+(B)+(C) indicated in Statement at para (I)(a) above}
1			0.00
2			0.00
3			0.00
4			0.00
5			0.00
6			0.00
7			0.00
8			0.00
9			0.00
TOTAL		0	0.00





(II)(a) Statement showing details of Depository Receipts (DRs)

Sr. No	Type of outstanding DR (ADRs, GDRs, SDRs, etc.)	Number of outstanding DRs	Number of shares underlying outstanding DRs	Shares underlying outstanding DRs as a percentage of total number of shares {i.e., Grand Total (A)+(B)+(C) indicated in Statement at para (I)(a) above}
1				0.00
2				0.00
3				0.00
4				0.00
5				0.00
6				0.00
7				0.00
8				0.00
9				0.00
TOTAL		0	0	0.00


Stepany


(II)(b) Statement showing Holding of Depository Receipts (DRs), where underlying shares are in excess of 1% of the total number of shares

Sr. No.	Name of the DR Holder	Type of outstanding DR (ADRs, GDRs, SDRs, etc.)	Number of shares underlying outstanding DRs	Shares underlying outstanding DRs as a percentage of total number of shares {i.e., Grand Total (A)+(B)+(C) indicated in Statement at para (I)(a) above}
1				0.00
2				0.00
3				0.00
4				0.00
5				0.00
6				0.00
7				0.00
8				0.00
9				0.00
				0.00
				0.00
TOTAL			0	0.00




Statement Showing Shareholding Pattern								
As of 31.03.2008			Table (I)(a)		Total shareholding as a percentage of total number of shares		Shares Pledged or otherwise encumbered	
Category code	Category of Shareholder	Number of Shareholders	Total number of shares	Number of shares held in dematerialized form	As a percentage of (A+B) ¹	As a percentage of (A+B+C)	Number of shares	As a percentage
(i)	(ii)	(iii)	(iv)	(v)	(vi)	(vii)	(viii)	(ix) = (viii)/(iv)*100
(A)	Share of Promoter and Promoter Group²							
1	Indian							
(a)	Individuals/ Hindu Undivided Family	9	584030	0	11.62	11.62	0	0.00
(b)	Central Government/ State Government(s)	0	0	0	0.00	0.00	0	0.00
(c)	Bodies Corporate	0	0	0	0.00	0.00	0	0.00
(d)	Financial Institutions/ Banks	0	0	0	0.00	0.00	0	0.00
(e)	Any Others (Specify)	0	0	0	0.00	0.00	0	0.00
	Sub Total(A)(1)	9	584030	0	11.62	11.62	0	0.00
2	Foreign							
a	Individuals (Non-Residents)							
	Individuals/ Foreign Individuals	0	0	0	0.00	0.00	0	0.00
b	Bodies Corporate	0	0	0	0.00	0.00	0	0.00
c	Institutions	0	0	0	0.00	0.00	0	0.00
d	Any Others (Specify)	0	0	0	0.00	0.00	0	0.00
	Sub Total(A)(2)	0	0	0	0.00	0.00	0	0.00
	Total Shareholding of	9	584030	0	11.62	11.62	0	0.00
(B)	Public shareholding							
1	Institutions							
(a)	Mutual Funds/ UTI	2	11600	0	0.23	0.23	0	0.00
(b)	Financial Institutions / Banks	0	0	0	0.00	0.00	0	0.00
(c)	Central Government/ State Government(s)	0	0	0	0.00	0.00	0	0.00
(d)	Venture Capital Funds	0	0	0	0.00	0.00	0	0.00
(e)	Insurance Companies	0	0	0	0.00	0.00	0	0.00
(f)	Foreign Institutional Investors	1	1260000	0	25.07	25.07	0	0.00
(g)	Foreign Venture Capital Investors	0	0	0	0.00	0.00	0	0.00
(h)	Any Other (specify)	0	0	0	0.00	0.00	0	0.00
	Sub-Total (B)(1)	3	1271600	0	25.30	25.30	0	0.00
B 2	Non-institutions							
(a)	Bodies Corporate	57	145400	0	2.89	2.89	0	0.00
(b)	Individuals							
	I							
	Individuals -i. Individual shareholders holding nominal share capital up to Rs 1 lakh	8433	1909300	0	38.00	38.00	0	0.00
	II							
	ii. Individual shareholders holding nominal share capital in excess of Rs. 1 lakh.	8	364800	0	7.26	7.26	0	0.00
(c)	Any Other (specify)	0	0	0	0.00	0.00	0	0.00
(c-i)	NRI	1	750000	0	14.92	14.92	0	0.00
	Sub-Total (B)(2)	8499	3169500	0	63.07	63.07	0	0.00
	Total Public Shareholding (B) = (B)(1)+(B)(2)	8502	4441100	0	88.38	88.38	0	0.00
	TOTAL (A)+(B)	8511	5025130	0	100.00	100.00	0	0.00
(C)	Shares held by Custodians and against which Depository Receipts have been issued							
1	Promoter and Promoter Group	0	0	0	0	0.00	0	0.00
2	Public	0	0	0	0	0.00	0	0.00
	Sub-Total (C)	0	0	0	0	0.00	0	0.00
	GRAND TOTAL (A)+(B)	8511	5025130	0	100	100.00	0	0.00



**(I)(b) Statement showing Shareholding of persons belonging to the category
"Promoter and Promoter Group"**

Sr. No	Name of the shareholder	Total shares held		Shares pledged or otherwise encumbered		
		Number of shares	As a % of grand total (A) + (B) + (C)	Number	As a percentage	As a % of grand total (A)+(B)+(C) of sub-clause (I)(a)
(I)	(II)	(III)	(IV)	(V)	VI)=(V)/(III)*10	(VII)
1	Alka Shukla	10	0.00		0.00	0.00
2	Aarti Dubey	10000	0.20		0.00	0.00
3	M Bala Subramaniam	10	0.00		0.00	0.00
4	Gyan R Sahu	10	0.00		0.00	0.00
5	John K John	400	0.01		0.00	0.00
6	John K John	1100	0.02		0.00	0.00
7	Manoranjan Sahu	400090	7.96		0.00	0.00
8	Sudhi R Sahu	10	0.00		0.00	0.00
9	S P Shukla	172400	3.43		0.00	0.00
TOTAL		584030	11.62	0	0.00	0.00



**(I)(c) Statement showing Shareholding of persons belonging to the category
“Public” and holding more than 1% of the total number of shares**

Sr. No	Name of the shareholder	Number of shares	Shares as a percentage of total number of shares {i.e., Grand Total (A)+(B)+(C) indicated in Statement at para (I)(a) above}
1	Geoservices Eastern Inc	1260000	25.07
2	Sreedhar Tripathy	247500	4.93
3	George Sukumaran Sandosham	750000	14.92
TOTAL		2257500	44.92

[Handwritten signature]



(I)(d) Statement showing details of locked-in shares

Sr. No	Name of the shareholder	Number of locked-in shares	Locked-in shares as a percentage of total number of shares {i.e., Grand Total (A)+(B)+(C) indicated in Statement at para (I)(a) above}
1			0.00
2			0.00
3			0.00
4			0.00
5			0.00
6			0.00
7			0.00
8			0.00
9			0.00
TOTAL		0	0.00

