



Statement Showing Shareholding Pattern								
As of 30.06.2008			Table (I)(a)		Total shareholding as a percentage of total number of shares		Shares Pledged or otherwise encumbered	
Category code	Category of Shareholder	Number of Shareholders	Total number of shares	Number of shares held in dematerial	As a percentage of (A+B) ¹	As a percentage of (A+B+C)	Number of shares	As a percentage
(I)	(II)	(III)	(IV)	(V)	(VI)	(VII)	(VIII)	(IX) = (VIII)/(IV)*100
(A)	Holding of Promoter and Promoter Group ²							
1	Indian							
(a)	Individuals/ Hindu Undivided Family	9	584030		11.62	11.62		0.00
(b)	Central Government/ State Government(s)				0.00	0.00		0.00
(c)	Bodies Corporate				0.00	0.00		0.00
(d)	Financial Institutions/ Banks				0.00	0.00		0.00
(e)	Any Others(Specify)				0.00	0.00		0.00
	Sub Total(A)(1)	9	584030	0	11.62	11.62	0	0.00
2	Foreign							
a	Individuals (Non-Residents Individuals/ Foreign Individuals)				0.00	0.00		0.00
b	Bodies Corporate				0.00	0.00		0.00
c	Institutions				0.00	0.00		0.00
d	Any Others(Specify)				0.00	0.00		0.00
	Sub Total(A)(2)	0	0	0	0.00	0.00	0	0.00
	Total Shareholding of Promoter	9	584030	0	11.62	11.62	0	0.00
(B)	Public shareholding							
1	Institutions							
(a)	Mutual Funds/ UTI	2	11600		0.23	0.23	0	0.00
(b)	Financial Institutions/ Banks				0.00	0.00	0	0.00
(c)	Central Government/ State Government(s)				0.00	0.00	0	0.00
(d)	Venture Capital Funds				0.00	0.00	0	0.00
(e)	Insurance Companies				0.00	0.00	0	0.00
(f)	Foreign Institutional Investors	1	1260000		25.07	25.07	0	0.00
(g)	Foreign Venture Capital Investors				0.00	0.00	0	0.00
(h)	Any Other (specify)				0.00	0.00	0	0.00
	Sub-Total (B)(1)	3	1271600	0	25.30	25.30	0	0.00
B 2	Non-institutions							
(a)	Bodies Corporate	57	145400		2.89	2.89	0	0.00
(b)	Individuals							
I	Individuals -i. Individual shareholders holding nominal share capital up to Rs 1 lakh	8433	1909300		38.00	38.00	0	0.00
II	ii. Individual shareholders holding nominal share capital in excess of Rs. 1 lakh.	8	364800		7.26	7.26	0	0.00
(c)	Any Other (specify)				0.00	0.00	0	0.00
(c-i)	NRI	1	750000		14.92	14.92	0	0.00
	Sub-Total (B)(2)	8499	3169500	0	63.07	63.07	0	0.00
(B)	Total Public Shareholding (B) = (B)(1)+(B)(2)	8502	4441100	0	88.38	88.38	0	0.00
	TOTAL (A)+(B)	8511	5025130	0	100.00	100.00	0	0.00
(C)	Shares held by Custodians and against which Depository Receipts have been issued							
		0	0.00	0	0.00	0	0.00	0.00
1	Promoter and Promoter Group	0	0.00	0	0.00	0.00	0	0.00
2	Public	0	0.00	0	0.00	0.00	0	0.00
	Sub-Total (C)	0	0.00	0	0.00	0.00	0	0.00
	GRAND TOTAL (A)+(B)+(C)	8511	5025130	0	100	100.00	0	0.00




**(I)(b) Statement showing Shareholding of persons belonging to the category
“Promoter and Promoter Group”**

Sr. No	Name of the shareholder	Total shares held		Shares pledged or otherwise encumbered		
		Number of shares	As a % of grand total (A) +(B) +(C)	Number	As a percentage	As a % of grand total (A)+(B)+(C) of sub-clause (I)(a)
(I)	(II)	(III)	(IV)	(V)	(VI)=(V)/(III)*	(VII)
1	Alka Shukla	10	0.00		0.00	0.00
2	Aarti Dubey	10000	0.20		0.00	0.00
3	M Bala Subramaniam	10	0.00		0.00	0.00
4	Gyan R Sahu	10	0.00		0.00	0.00
5	John K John	400	0.01		0.00	0.00
6	John K John	1100	0.02		0.00	0.00
7	Manoranjan Sahu	400090	7.96		0.00	0.00
8	Sudhi R Sahu	10	0.00		0.00	0.00
9	S P Shukla	172400	3.43		0.00	0.00
TOTAL		584030	11.62	0	0.00	0.00




(I)(c) Statement showing Shareholding of persons belonging to the category "Public" and holding more than 1% of the total number of shares

Sr. No.	Name of the shareholder	Number of shares	Shares as a percentage of total number of shares {i.e., Grand Total (A)+(B)+(C) indicated in Statement at para (I)(a) above}
1	Geoservices Eastern Inc	1260000	25.07
2	Sreedhar Tripathy	247500	4.93
3	George Sukumaran Sandosham	750000	14.92
TOTAL		2257500	44.92



(I)(d) Statement showing details of locked-in shares

Sr. No.	Name of the shareholder	Number of locked-in shares	Locked-in shares as a percentage of total number of shares {i.e., Grand Total (A)+(B)+(C) indicated in Statement at para (I)(a) above}
1			0.00
2			0.00
3			0.00
4			0.00
5			0.00
6			0.00
7			0.00
8			0.00
9			0.00
TOTAL		0	0.00



(II)(a) Statement showing details of Depository Receipts

Sr. No.	Type of outstanding DR (ADRs, GDRs, SDRs, etc.)	Number of outstanding DRs	Number of shares underlying outstanding DRs	Shares underlying outstanding DRs as a percentage of total number of shares {i.e., Grand Total (A)+(B)+(C) indicated in Statement at para (I)(a) above}
1				0.00
2				0.00
3				0.00
4				0.00
5				0.00
6				0.00
7				0.00
8				0.00
9				0.00
TOTAL		0	0	0.00

Stamp




(II)(b) Statement showing holding of Depository Receipts (DRs), where underlying shares by "promoter/promoter group" are in excess of 1% of the total number of shares

Sr. No.	Name of the DR Holder	Type of outstanding DR (ADRs, GDRs, SDRs, etc.)	Number of shares underlying outstanding DRs	Shares underlying outstanding DRs as a percentage of total number of shares {i.e., Grand Total (A)+(B)+(C) indicated in Statement at para (I)(a) above}
1				0.00
2				0.00
3				0.00
4				0.00
5				0.00
6				0.00
7				0.00
8				0.00
9				0.00
TOTAL			0	0.00

S. P. Singh



Statement Showing Shareholding Pattern								
As of 30.09.2008			Table (I)(a)		Total shareholding as a percentage of total number of shares		Shares Pledged or otherwise encumbered	
Category code	Category of Shareholder	Number of Shareholders	Total number of shares	Number of shares held in dematerialized form	As a percentage of(A+B) ¹	As a percentage of (A+B+C)	Number of shares	As a percentage
(I)	(II)	(III)	(IV)	(V)	(VI)	(VII)	(VIII)	(IX) = (VIII)/(IV)*100
(A)	Shareholding of Promoter and Promoter Group²							
1	Indian							
(a)	Individuals/ Hindu Undivided Family	9	584030		11.62	11.62		0.00
(b)	Central Government/ State Government(s)				0.00	0.00		0.00
(c)	Bodies Corporate				0.00	0.00		0.00
(d)	Financial Institutions/ Banks				0.00	0.00		0.00
(e)	Any Others(Specify)				0.00	0.00		0.00
	Sub Total(A)(1)	9	584030	0	11.62	11.62	0	0.00
2	Foreign							
a	Individuals (Non-Residents Individuals/				0.00	0.00		0.00
b	Bodies Corporate				0.00	0.00		0.00
c	Institutions				0.00	0.00		0.00
d	Any Others(Specify)				0.00	0.00		0.00
	Sub Total(A)(2)	0	0	0	0.00	0.00	0	0.00
	Total Shareholding of	9	584030	0	11.62	11.62	0	0.00
(B)	Public shareholding							
1	Institutions							
(a)	Mutual Funds/ UTI	2	11600		0.23	0.23	0	0.00
(b)	Financial Institutions /Banks				0.00	0.00	0	0.00
(c)	Central Government/ State Government(s)				0.00	0.00	0	0.00
(d)	Venture Capital Funds				0.00	0.00	0	0.00
(e)	Insurance Companies				0.00	0.00	0	0.00
(f)	Foreign Institutional Investors	1	1260000		25.07	25.07	0	0.00
(g)	Foreign Venture Capital				0.00	0.00	0	0.00
(h)	Any Other (specify)				0.00	0.00	0	0.00
	Sub-Total (B)(1)	3	1271600	0	25.30	25.30	0	0.00
B 2	Non-institutions							
(a)	Bodies Corporate	57	145400		2.89	2.89	0	0.00
(b)	Individuals							
I	Individuals -i. Individual shareholders holding nominal share capital up to Rs 1 lakh	8433	1909300		38.00	38.00	0	0.00
II	ii. Individual shareholders holding nominal share capital in excess of Rs. 1 lakh.	8	364800		7.26	7.26	0	0.00
(c)	Any Other (specify)				0.00	0.00	0	0.00
(c-i)	NRI	1	750000		14.92	14.92	0	0.00
	Sub-Total (B)(2)	8499	3169500	0	63.07	63.07	0	0.00
(B)	Total Public Shareholding (B)=	8502	4441100	0	88.38	88.38	0	0.00
	TOTAL (A)+(B)	8511	5025130	0	100.00	100.00	0	0.00
(C)	Shares held by Custodians and against which Depository Receipts have							
1	Promoter and Promoter Group	0	0	0	0	0.00	0	0.00
2	Public	0	0	0	0	0.00		
	Sub-Total (C)	0	0	0	0	0	0	0
	GRAND TOTAL (A)+(B)+	8511	5025130	0	100	100.00	0	0.00



**(1)(b) Statement showing Shareholding of persons belonging to the category
"Promoter and Promoter Group"**

Sr. No	Name of the shareholder	Total shares held		Shares pledged or otherwise encumbered		
		Number of shares	As a % of grand total (A) + (B) + (C)	Number	As a percentage	As a % of grand total (A)+(B)+(C) of sub-clause (I)(a)
(I)	(II)	(III)	(IV)	(V)	(VI)=(V)/(III)*100	(VII)
1	Alka Shukla	10	0.00		0.00	0.00
2	Aarti Dubey	10000	0.20		0.00	0.00
3	M Bala Subramaniam	10	0.00		0.00	0.00
4	Gyan R Sahu	10	0.00		0.00	0.00
5	John K John	400	0.01		0.00	0.00
6	John K John	1100	0.02		0.00	0.00
7	Manoranjan Sahu	400090	7.96		0.00	0.00
8	Sudhi R Sahu	10	0.00		0.00	0.00
9	S P Shukla	172400	3.43		0.00	0.00
TOTAL		584030	11.62	0	0.00	0.00

Stapani



(I)(c) Statement showing Shareholding of persons belonging to the category "Public" and holding more than 1% of the total number of shares

Sr. No.	Name of the shareholder	Number of shares	Shares as a percentage of total number of shares {i.e., Grand Total (A)+(B)+(C) indicated in Statement at para (I)(a) above}
1	Geoservices Eastern Inc	1260000	25.07
2	Sreedhar Tripathy	247500	4.93
3	George Sukumaran Sandosham	750000	14.92
TOTAL		2257500	44.92

Sreedhar Tripathy



(I)(d) Statement showing details of locked-in shares

Sr. No.	Name of the shareholder	Number of locked-in shares	Locked-in shares as a percentage of total number of shares {i.e., Grand Total (A)+(B)+(C) indicated in Statement at para (I)(a) above}
1			0.00
2			0.00
3			0.00
4			0.00
5			0.00
6			0.00
7			0.00
8			0.00
9			0.00
TOTAL		0	0.00

STHPALG



(II)(a) Statement showing details of Depository Receipts (DRs)

Sr. No	Type of outstanding DR (ADRs, GDRs, SDRs, etc.)	Number of outstanding DRs	Number of shares underlying outstanding DRs	Shares underlying outstanding DRs as a percentage of total number of shares {i.e., Grand Total (A)+(B)+(C) indicated in Statement at para (I)(a) above}
1				0.00
2				0.00
3				0.00
4				0.00
5				0.00
6				0.00
7				0.00
8				0.00
9				0.00
TOTAL		0	0	0.00

Signature



Statement Showing Shareholding Pattern								
As of 31.12.2008			Table (I)(a)		Total shareholding as a percentage of total number of shares		Shares Pledged or otherwise encumbered	
Category code	Category of Shareholder	Number of Shareholders	Total number of shares	Number of shares held in dematerialized form	As a percentage of (A+B) ¹	As a percentage of (A+B+C)	Number of shares	As a percentage
(I)	(II)	(III)	(IV)	(V)	(VI)	(VII)	(VIII)	(VIII)/(IV)*1
(A)	Promoter and Promoter Group ²							
1	Indian							
(a)	Individuals/ Hindu Undivided Family	9	584030	0	11.62	11.62	0	0.00
(b)	Central Government/ State Government(s)	0	0	0	0.00	0.00	0	0.00
(c)	Bodies Corporate	0	0	0	0.00	0.00	0	0.00
(d)	Financial Institutions/	0	0	0	0.00	0.00	0	0.00
(e)	Any Others(Specify)	0	0	0	0.00	0.00	0	0.00
	Sub Total(A)(1)	9	584030	0	11.62	11.62	0	0.00
2	Foreign							
a	Individuals (Non-Residents Individuals/ Foreign Individuals)	0	0	0	0.00	0.00	0	0.00
b	Bodies Corporate	0	0	0	0.00	0.00	0	0.00
c	Institutions	0	0	0	0.00	0.00	0	0.00
d	Any Others(Specify)	0	0	0	0.00	0.00	0	0.00
	Sub Total(A)(2)	0	0	0	0.00	0.00	0	0.00
	Total Shareholding of	9	584030	0	11.62	11.62	0	0.00
(B)	Public shareholding							
i	Institutions							
(a)	Mutual Funds/ UTI	2	11600	0	0.23	0.23	0	0.00
(b)	Financial Institutions Banks				0.00	0.00	0	0.00
(c)	Central Government/ State Government(s)	0	0	0	0.00	0.00	0	0.00
(d)	Venture Capital Funds	0	0	0	0.00	0.00	0	0.00
(e)	Insurance Companies	0	0	0	0.00	0.00	0	0.00
(f)	Foreign Institutional Investors	1	1260000		25.07	25.07	0	0.00
(g)	Foreign Venture Capital Investors	0	0	0	0.00	0.00	0	0.00
(h)	Any Other (specify)	0	0	0	0.00	0.00	0	0.00
	Sub-Total (B)(1)	3	1271600	0	25.30	25.30	0	0.00
B 2	Non-institutions							
(a)	Bodies Corporate	58	145500	0	2.90	2.90	0	0.00
(b)	Individuals							
I	Individuals -i. Individual shareholders holding nominal share capital up to Rs 1 lakh	8432	1909200	0	37.99	37.99	0	0.00
II	ii. Individual shareholders holding nominal share capital in excess of Rs. 1 lakh.	8	364800	0	7.26	7.26	0	0.00
(c)	Any Other (specify)				0.00	0.00	0	0.00
(c-i)	NRI	1	750000	0	14.92	14.92	0	0.00
	Sub-Total (B)(2)	8499	3169500	0	63.07	63.07	0	0.00
(B)	Total Public Shareholding (B)= (B)(1)+(B)(2)	8502	4441100	0	88.38	88.38	0	0.00
	TOTAL (A)+(B)	8511	5025130	0	100.00	100.00	0	0.00
(C)	Shares held by Custodians and against which Depository Receipts have been issued							
1	Promoter and Promoter Group	0	0	0	0	0.00		0.00
2	Public	0	0	0	0	0.00		0.00
	Sub-Total (C)	0	0	0	0	0	0	0
	GRAND TOTAL (A)+(B)+(C)	8511	5025130	0	100	100.00	0	0.00



Signature

**(I)(b) Statement showing Shareholding of persons belonging to the category
"Promoter and Promoter Group"**

Sr. No	Name of the shareholder	Total shares held		Shares pledged or otherwise encumbered		
		Number of shares	As a % of grand total (A)+(B)+(C)	Number	As a percentage	As a % of grand total (A)+(B)+(C) of sub-clause (I)(a)
(I)	(II)	(III)	(IV)	(V)	VI=(V)/(III)*100	(VII)
1	Alka Shukla	10 ✓	0.00		0.00	0.00
2	Aarti Dubey	10000 ✓	0.20		0.00	0.00
3	M Bala Subramaniam	10 ✓	0.00		0.00	0.00
4	Gyan R Sahu	10 ✓	0.00		0.00	0.00
5	John K John	400 ✓	0.01		0.00	0.00
6	John K John	1100 ✓	0.02		0.00	0.00
7	Manoranjan Sahu	400090	7.96		0.00	0.00
8	Sudhi R Sahu	10 ✓	0.00		0.00	0.00
9	S P Shukla	172400 ✓	3.43		0.00	0.00
TOTAL		584030	11.62	0	0.00	0.00

Starpani



(I)(c) Statement showing Shareholding of persons belonging to the category "Public" and holding more than 1% of the total number of shares

Sr. No.	Name of the shareholder	Number of shares	Shares as a percentage of total number of shares {i.e., Grand Total (A)+(B)+(C) indicated in Statement at para (I)(a) above}
1	Geoservices Eastern Inc	1260000	25.07
2	Sreedhar Tripathy	247500	4.93
3	George Sukumaran Sandosham	750000	14.92
TOTAL		2257500	44.92

Sreedhar Tripathy



(I)(d) Statement showing details of locked-in shares

Sr. No	Name of the shareholder	Number of locked-in shares	Locked-in shares as a percentage of total number of shares {i.e., Grand Total (A)+(B)+(C) indicated in Statement at para (I)(a) above}
1			0.00
2			0.00
3			0.00
4			0.00
5			0.00
6			0.00
7			0.00
8			0.00
9			0.00
TOTAL		0	0.00

Stapathy




(II)(a) Statement showing details of Depository Receipts (DRs)

Sr. No	Type of outstanding DR (ADRs, GDRs, SDRs, etc.)	Number of outstanding DRs	Number of shares underlying outstanding DRs	Shares underlying outstanding DRs as a percentage of total number of shares {i.e., Grand Total (A)+(B)+(C) indicated in Statement at para (I)(a) above}
1				0.00
2				0.00
3				0.00
4				0.00
5				0.00
6				0.00
7				0.00
8				0.00
9				0.00
TOTAL		0	0	0.00

STAPATI



Statement Showing Shareholding Pattern								
As of 31.03.2009			Table (I)(a)		Total shareholding as a percentage of total number of shares		Shares Pledged or otherwise encumbered	
Category code	Category of Shareholder	Number of Shareholders	Total number of shares	Number of shares held in demateriali	As a percentage of(A+B) ¹	As a percentage of	Number of shares	As a percentage
(I)	(II)	(III)	(IV)	(V)	(VI)	(VII)	(VIII)	K) = (VIII)/(IV)*100
(A)	Holding of Promoter and Promoter Group²							
1	Indian							
(a)	Individuals/ Hindu Undivided Family	9	584030	0	9.10	9.10	0	0.00
(b)	Central Government/ State Government(s)	0	0	0	0.00	0.00	0	0.00
(c)	Bodies Corporate	0	0	0	0.00	0.00	0	0.00
(d)	Financial Institutions/ Banks	0	0	0	0.00	0.00	0	0.00
(e)	Any Others(Specify)	0	0	0	0.00	0.00	0	0.00
	Sub Total(A)(1)	9	584030	0	9.10	9.10	0	0.00
2	Foreign							
a	Individuals (Non-Residents Individuals/ Foreign Individuals)	0	0	0	0.00	0.00	0	0.00
b	Bodies Corporate	0	0	0	0.00	0.00	0	0.00
c	Institutions	0	0	0	0.00	0.00	0	0.00
d	Any Others(Specify)	0	0	0	0.00	0.00	0	0.00
	Sub Total(A)(2)	0	0	0	0.00	0.00	0	0.00
	Total Shareholding of Promoter	9	584030	0	9.10	9.10	0	0.00
(B)	Public shareholding							
1	Institutions							
(a)	Mutual Funds/ UTI	2	11600	0	0.18	0.18	0	0.00
(b)	Financial Institutions/ Banks	0	0	0	0.00	0.00	0	0.00
(c)	Central Government/ State Government(s)	0	0	0	0.00	0.00	0	0.00
(d)	Venture Capital Funds	0	0	0	0.00	0.00	0	0.00
(e)	Insurance Companies	0	0	0	0.00	0.00	0	0.00
(f)	Foreign Institutional Investors	1	1260000	0	19.62	19.62	0	0.00
(g)	Foreign Venture Capital Investors	0	0	0	0.00	0.00	0	0.00
(h)	Any Other (specify)	0	0	0	0.00	0.00	0	0.00
	Sub-Total (B)(1)	3	1271600	0	19.80	19.80	0	0.00
B 2	Non-institutions							
(a)	Bodies Corporate	61	1541000	0	24.00	24.00	0	0.00
(b)	Individuals							
I	Individuals -i. Individual shareholders holding nominal share capital up to Rs 1 lakh	8432	1909200	0	29.74	29.74	0	0.00
II	ii. Individual shareholders holding nominal share capital in excess of Rs. 1 lakh.	8	364800	0	5.68	5.68	0	0.00
(c)	Any Other (specify)				0.00	0.00		
(c-i)	NRI	1	750000	0	11.68	11.68	0	0.00
	Sub-Total (B)(2)	8502	4565000	0	71.10	71.10	0	0.00
(B)	Total Public Shareholding (B)= (B)(1)+(B)(2)	8505	5836600	0	90.90	90.90	0	0.00
	TOTAL (A)+(B)	8514	6420630	0	100.00	100.00	0	0.00
(C)	Shares held by Custodians and against which Depository Receipts have been issued							
		0	0	0	0.00	0.00	0	0.00
1	Promoter and Promoter Group	0	0	0	0	0.00	0	0.00
2	Public	0	0	0	0	0.00	0	0.00
	Sub-Total (C)	0	0	0	0	0	0	0.00
	GRAND TOTAL (A)+(B)+(C)	8514	6420630	0	100	100.00	0	0.00



**(I)(b) Statement showing Shareholding of persons belonging to the category
"Promoter and Promoter Group"**

Sr. No	Name of the shareholder	Total shares held		Shares pledged or otherwise encumbered		
		Number of shares	As a % of grand total (A)+(B)+(C)	Number	As a percentage	As a % of grand total (A)+(B)+(C) of sub-clause (I)(a)
(I)	(II)	(III)	(IV)	(V)	(VI)=(V)/(III)*100	(VII)
1	Alka Shukla	10	0.00		0.00	0.00
2	Aarti Dubey	10000	0.16		0.00	0.00
3	M Bala Subramaniam	10	0.00		0.00	0.00
4	Gyan R Sahu	10	0.00		0.00	0.00
5	John K John	400	0.01		0.00	0.00
6	John K John	1100	0.02		0.00	0.00
7	Manoranjan Sahu	400090	6.23		0.00	0.00
8	Sudhi R Sahu	10	0.00		0.00	0.00
9	S P Shukla	172400	2.69		0.00	0.00
TOTAL		584030	9.10	0	0.00	0.00

S. P. Shukla



**(I)(c) Statement showing Shareholding of persons belonging to the category
"Public" and holding more than 1% of the total number of shares**

Sr. No	Name of the shareholder	Number of shares	Shares as a percentage of total number of shares {i.e., Grand Total (A)+(B)+(C) indicated in Statement at para (I)(a) above}
1	Geoservices Eastern Inc	1260000	19.62
2	Geoservices Eastern Inc	175600	2.73
3	Geotrading & Information Technology Ltd	739900	11.52
4	Log Inc	480000	7.48
5	Sreedhar Tripathy	247500	3.85
6	George Sukumaran Sandosham	750000	11.68
TOTAL		3653000	56.89

S. Tripathy



I)(d) Statement showing details of locked-in shares

r. N	Name of the shareholder	Number of locked-in shares	Locked-in shares as a percentage of total number of shares {i.e., Grand Total (A)+(B)+(C) indicated in Statement at para (I)(a) above}
1			0.00
2			0.00
3			0.00
4			0.00
5			0.00
6			0.00
7			0.00
8			0.00
9			0.00
TOTAL		0	0.00

S. P. M. S.



(II)(a) Statement showing details of Depository Receipts (DRs)

Sr. No	Type of outstanding DR (ADRs, GDRs, SDRs, etc.)	Number of outstanding DRs	Number of shares underlying outstanding DRs	Shares underlying outstanding DRs as a percentage of total number of shares (i.e., Grand Total (A)+(B)+(C) indicated in Statement at para (I)(a) above)
1				0.00
2				0.00
3				0.00
4				0.00
5				0.00
6				0.00
7				0.00
8				0.00
9				0.00
TOTAL		0	0	0.00

STPAMG



(II)(b) Statement showing holding of Depository Receipts (DRs), where underlying shares held by "promoter/promoter group" are in excess of 1% of the total number of shares

Sr. No	Name of the DR Holder	Type of outstanding DR (ADRs, GDRs, SDRs, etc.)	Number of shares underlying outstanding DRs	Shares underlying outstanding DRs as a percentage of total number of shares {i.e., Grand Total (A)+(B)+(C) indicated in Statement at para (I)(a)}
1				0.00
2				0.00
3				0.00
4				0.00
5				0.00
6				0.00
7				0.00
8				0.00
9				0.00
TOTAL			0	0.00

[Handwritten signature]




Statement Showing Shareholding Pattern								
As of 30.06.2009			Table (I)(a)		Total shareholding as a percentage of total number of shares		Shares Pledged or otherwise encumbered	
Category code	Category of Shareholder	Number of Shareholders	Total number of shares	Number of shares held in dematerialized form	As a percentage of (A+B) ¹	As a percentage of (A+B+C)	Number of shares	As a percentage
(I)	(II)	(III)	(IV)	(V)	(VI)	(VII)	(VIII)	X= (VIII)/(IV)*10
(A)	Holding of Promoter and Promoter Group²							
1	Indian							
(a)	Individuals/ Hindu Undivided	9	584030	0	9.10	9.10	0	0.00
(b)	Central Government/ State Government(s)	0	0	0	0.00	0.00	0	0.00
(c)	Bodies Corporate	0	0	0	0.00	0.00	0	0.00
(d)	Financial Institutions/ Banks	0	0	0	0.00	0.00	0	0.00
(e)	Any Others(Specify)	0	0	0	0.00	0.00	0	0.00
	Sub Total(A)(1)	9	584030	0	9.10	9.10	0	0.00
2	Foreign							
a	Individuals (Non-Residents)							
	Individuals/	0	0	0	0.00	0.00	0	0.00
b	Bodies Corporate	0	0	0	0.00	0.00	0	0.00
c	Institutions	0	0	0	0.00	0.00	0	0.00
d	Any Others(Specify)	0	0	0	0.00	0.00	0	0.00
	Sub Total(A)(2)	0	0	0	0.00	0.00	0	0.00
	Total Shareholding of Promoter	9	584030	0	9.10	9.10	0	0.00
(B)	Public shareholding							
1	Institutions							
(a)	Mutual Funds/ UTI	2	11600	0	0.18	0.18	0	0.00
(b)	Financial Institutions/ Banks	0	0	0	0.00	0.00	0	0.00
(c)	Central Government/ State Government(s)	0	0	0	0.00	0.00	0	0.00
(d)	Venture Capital Funds	0	0	0	0.00	0.00	0	0.00
(e)	Insurance Companies	0	0	0	0.00	0.00	0	0.00
(f)	Foreign Institutional Investors	1	1260000	0	19.62	19.62	0	0.00
(g)	Foreign Venture Capital Investors	0	0	0	0.00	0.00	0	0.00
(h)	Any Other (specify)	0	0	0	0.00	0.00	0	0.00
	Sub-Total (B)(1)	3	1271600	0	19.81	19.80	0	0.00
B 2	Non-institutions							
(a)	Bodies Corporate	61	1541000	0	24.00	24.00	0	0.00
(b)	Individuals							
I	Individuals -i. Individual shareholders holding nominal share capital up to Rs 1 lakh							
		8430	1909000	0	29.73	29.73	0	0.00
II	ii. Individual shareholders holding nominal share capital in excess of Rs. 1 lakh.							
		8	364800	0	5.68	5.68	0	0.00
(c)	Any Other (specify)	0	0	0	0.00	0.00	0	0.00
(c-1)	NRI	1	750000	0	11.68	11.68	0	0.00
	Sub-Total (B)(2)	8500	4564800	0	71.10	71.10	0	0.00
(B)	Total Public Shareholding (B)= (B)(1)+(B)(2)	8503	5836400	0	90.90	90.90	0	0.00
	TOTAL (A)+(B)	8512	6420430	0	100.00	100.00	0	0.00
(C)	Shares held by Custodians and against which Depository Receipts have been issued							
1	Promoter and Promoter Group	0	0	0	0	0.00	0	0.00
2	Public	0	0	0	0	0.00	0	0
	Sub-Total (C)	0	0	0	0	0	0	0
	GRAND TOTAL (A)+(B)+(C)	8512	6420630	0	100	100.00	0	0.00



**(I)(b) Statement showing Shareholding of persons belonging to the category
“Promoter and Promoter Group”**

Sr. No	Name of the shareholder	Total shares held		Shares pledged or otherwise encumbered		
		Number of shares	As a % of grand total (A)+(B)+(C)	Number	As a percentage	As a % of grand total (A)+(B)+(C) of sub-clause (I)(a)
(I)	(II)	(III)	(IV)	(V)	(VI)=(V)/(III)*100	(VII)
1	Alka Shukla	10	0.00		0.00	0.00
2	Aarti Dubey	10000	0.16		0.00	0.00
3	M Bala Subramaniam	10	0.00		0.00	0.00
4	Gyan R Sahu	10	0.00		0.00	0.00
5	John K John	400	0.01		0.00	0.00
6	John K John	1100	0.02		0.00	0.00
7	Manoranjan Sahu	400090	6.23		0.00	0.00
8	Sudhi R Sahu	10	0.00		0.00	0.00
9	S P Shukla	172400	2.69		0.00	0.00
TOTAL		584030	9.10	0	0.00	0.00



**(I)(c) Statement showing Shareholding of persons belonging to the category
“Public” and holding more than 1% of the total number of shares**

Sr. No	Name of the shareholder	Number of shares	Shares as a percentage of total number of shares {i.e., Grand Total (A)+(B)+(C) indicated in Statement at para (I)(a) above}
1	Geoservices Eastern Inc	1260000	19.62
2	Geoservices Eastern Inc	175600	2.73
3	Geotrading & Information Technology Ltd	739900	11.52
4	Log Inc	480000	7.48
5	Sreedhar Tripathy	247500	3.85
6	George Sukumaran Sandosham	750000	11.68
TOTAL		3653000	56.89

S. Tripathy



(I)(d) Statement showing details of locked-in shares

Sr. No	Name of the shareholder	Number of locked-in shares	Locked-in shares as a percentage of total number of shares {i.e., Grand Total (A)+(B)+(C) indicated in Statement at para (I)(a) above}
1			0.00
2			0.00
3			0.00
4			0.00
5			0.00
6			0.00
7			0.00
8			0.00
9			0.00
TOTAL		0	0.00

Signature



(II)(a) Statement showing details of Depository Receipts

Sr. No	Type of outstanding DR (ADRs, GDRs, SDRs, etc.)	Number of outstanding DRs	Number of shares underlying outstanding DRs	Shares underlying outstanding DRs as a percentage of total number of shares {i.e., Grand Total (A)+(B)+(C) indicated in Statement at para (I)(a) above}
1				0.00
2				0.00
3				0.00
4				0.00
5				0.00
6				0.00
7				0.00
8				0.00
9				0.00
TOTAL		0	0	0.00

STAPANG



(II)(b) Statement showing holding of Depository Receipts (DRs), where underlying shares held by "promoter/promoter group" are in excess of 1% of the total number of shares

Sr. No	Name of the DR Holder	Type of outstanding DR (ADRs, GDRs, SDRs, etc.)	Number of shares underlying outstanding DRs	Shares underlying outstanding DRs as a percentage of total number of shares (i.e., Grand Total (A)+(B)+(C) indicated in Statement at para (I)(a))
1				0.00
2				0.00
3				0.00
4				0.00
5				0.00
6				0.00
7				0.00
8				0.00
9				0.00
TOTAL			0	0.00

STAPALL

